

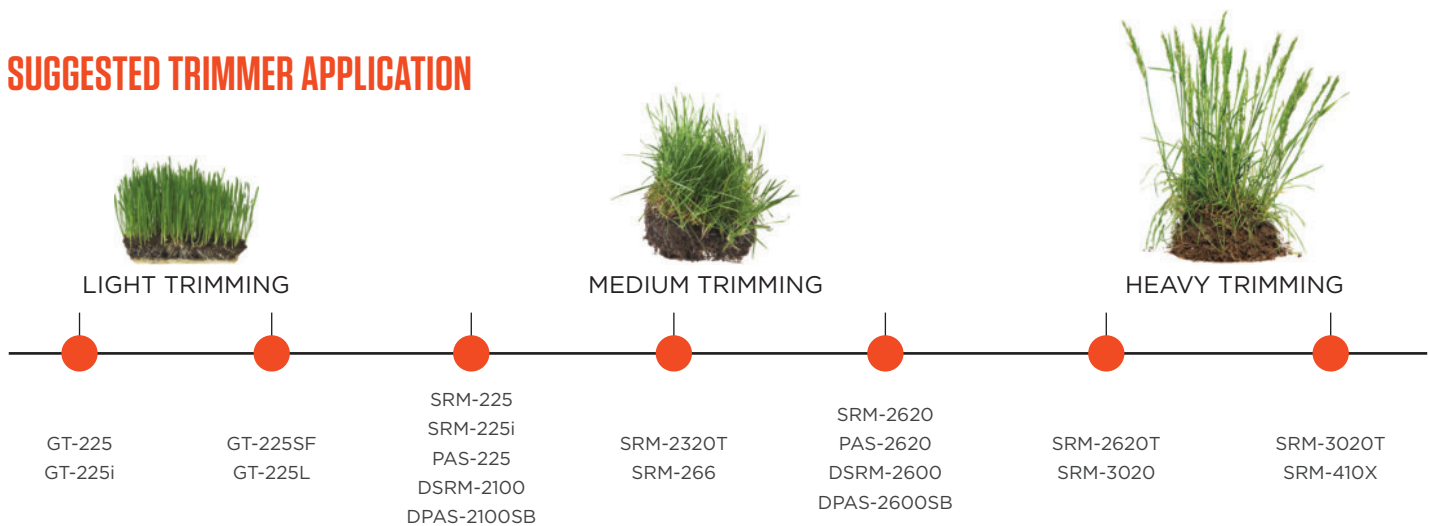


TRIMMERS



Performance. What else needs to be said about the world's finest commercial-grade grass trimmers? ECHO's easy-to-use custom ergonomic controls, lightweight design, and powerful professional-grade, 2-stroke engine technologies give you the tools to enhance your productivity. Whether you need a lightweight curved shaft model for simple trimming around posts or fence lines or you require the long reach of a straight shaft model, ECHO string trimmers are designed for performance.

SUGGESTED TRIMMER APPLICATION



GT-225

Curved Shaft Trimmer



Lightweight and easy to use. The popular GT-225 curved-shaft trimmer features an i-30™ ignition for starts with 30% less effort. A 2-line Rapid Loader® trimmer head increases productivity while decreasing workload.

- i-30™ starter reduces starting effort by 30%
- Ergonomic adjustable handle for a custom fit
- Curved shaft for easy maneuverability

Engine (cc)	21.2
Weight (lbs.)	10.1
Shaft Length (in.)	48
Fuel Capacity (fl. oz.)	12.8
Cutting Head:	Rapid Loader®
Cutting Swath (in.)	16





TRIMMERS

GT-225i

Curved Shaft Trimmer



The GT-225i curved-shaft string trimmer features an i-75™ ignition system, delivering reliable, easy starts with 75% less effort. Its ergonomic, maneuverable design ensures precision control with powerful results.

- i-75™ starter reduces starting effort by 75%
- Ergonomic adjustable handle for a custom fit
- Curved shaft for easy maneuverability

Engine (cc)	21.2
Weight (lbs.)	10.6
Shaft Length (in.)	48
Fuel Capacity (fl. oz.)	12.8
Cutting Head:	Rapid Loader®
Cutting Swath (in.)	16

GT-225SF

Curved Shaft Trimmer



The GT-225SF curved-shaft string trimmer powers a Speed-Feed® 400 trimmer head for quick string reloads without disassembly. An i-30™ system also reduces starting effort by 30%, ensuring efficient productivity.

- Speed-Feed® 400 head reloads in seconds without disassembly
- i-30™ starter reduces starting effort by 30%
- Ergonomic adjustable handle for a custom fit

Engine (cc)	21.2
Weight (lbs.)	10.8
Shaft Length (in.)	48
Fuel Capacity (fl. oz.)	12.8
Cutting Head:	Speed-Feed® 400
Cutting Swath (in.)	16

GT-225L

Curved Shaft Trimmer



The GT-225L curved shaft trimmer features a 55-inch shaft to increase reach and decrease effort. With a Speed-Feed® 400 trimmer head and an i-30™ starting system, it maximizes productivity without adding more work to the workday.

- Extended shaft length provides longer reach for residential yard touch-ups
- i-30™ starter reduces starting effort by 30%
- Rubber over-molded throttle handle

Engine (cc)	21.2
Weight (lbs.)	11.2
Shaft Length (in.)	55
Fuel Capacity (fl. oz.)	12.8
Cutting Head:	Speed-Feed® 400
Cutting Swath (in.)	16

SRM-225

Straight Shaft Trimmer



The SRM-225 straight-shaft string trimmer has earned its reputation through countless long days and tough jobs. With a quick-loading Speed-Feed® 400 trimmer head and 59-inch shaft, it takes convenience and productivity to a new level.

- i-30™ starter reduces starting effort by 30%
- Ergonomic cushioned front and rear handles for user comfort
- Tool-less, easy-access, commercial-grade felt air filter for durability

Engine (cc)	21.2
Weight (lbs.)	11.5
Shaft Length (in.)	59
Fuel Capacity (fl. oz.)	12.8
Cutting Head:	Speed-Feed® 400
Cutting Swath (in.)	17

SRM-225i

Straight Shaft Trimmer



The SRM-225i straight-shaft string trimmer features an i-75™ starting system to reduce effort by 75%. A Speed-Feed® 400 trimmer head reloads in seconds, minimizing downtime and increasing productivity.

- i-75™ starter reduces starting effort by 75%
- Ergonomic cushioned front and rear handles for user comfort
- Tool-less, easy-access, commercial-grade felt air filter for durability

Engine (cc)	21.2
Weight (lbs.)	12
Shaft Length (in.)	59
Fuel Capacity (fl. oz.)	12.8
Cutting Head:	Speed-Feed® 400
Cutting Swath (in.)	17



TRIMMERS

SRM-2320T

Straight Shaft Trimmer



The high-torque SRM-2320T straight-shaft string trimmer increases productivity while decreasing fatigue. With a 2:1 gear ratio, it delivers 28% more torque than the SRM-225, making quick work of overgrown grasses.

- 2:1 high-torque gear ratio to power through tough overgrown grass and weeds
- Two-stage air filtration system dramatically increases cleaning capability and allows for longer maintenance intervals
- Chrome cylinder and piston plating increases engine life

Engine (cc)	21.2
Weight (lbs.)	12.2
Shaft Length (in.)	59
Fuel Capacity (fl. oz.)	12.8
Cutting Head: Speed-Feed® 400	
Cutting Swath (in.)	17

SRM-266

Straight Shaft Trimmer



The SRM-266 straight-shaft string trimmer is built to power through tough jobs without slowing down. A Speed-Feed® 400 trimmer head reduces string replacement time, frequency and effort, while ergonomic features make light work of long days.


- i-30™ starter reduces starting effort by 30%
- Two-stage commercial-grade air filtration for long engine life
- Tool-less, easy-access, commercial-grade felt air filter for durability

Engine (cc)	25.4
Weight (lbs.)	13.4
Shaft Length (in.)	59
Fuel Capacity (fl. oz.)	16.9
Cutting Head: Speed-Feed® 400	
Cutting Swath (in.)	17



SRM-2620

Straight Shaft Trimmer



The SRM-2620 straight-shaft string trimmer cuts tough job sites down to size. With a Speed-Feed® 400 cutting head and easy starts in any condition, it's the most reliable member of any professional landscaping crew.


- 1.62:1 gear reduction for fast, efficient cutting
- Two-stage air filtration system increases cleaning capability and allows for longer maintenance intervals
- Overmolded front and rear hand grips for extreme comfort

Engine (cc)	25.4
Weight (lbs.)	12.6
Shaft Length (in.)	59
Fuel Capacity (fl. oz.)	20.6
Cutting Head: Speed-Feed® 400	
Cutting Swath (in.)	17



SRM-2620T

Straight Shaft Trimmer



The SRM-2620T straight-shaft string trimmer features a 2:1 gear ratio that delivers 21% higher torque than the competition, and comes with a Speed-Feed® 400 cutting head and an impressive power-to-weight ratio.

- 2:1 high-torque gear ratio to power through tough overgrown grass and weeds
- Two-stage air filtration system increases cleaning capability and allows for longer maintenance intervals
- Overmolded front and rear hand grips for extreme comfort

Engine (cc)	25.4
Weight (lbs.)	12.8
Shaft Length (in.)	59
Fuel Capacity (fl. oz.)	20.6
Cutting Head: Speed-Feed® 400	
Cutting Swath (in.)	17





SRM-3020

Straight Shaft Trimmer



Make workdays more efficient and productive with the class-leading SRM-3020 straight-shaft string trimmer. Featuring lightweight construction, a Speed-Feed® 500 cutting head and a 20 in. cutting swath, it quickly powers through one job and onto the next.


- 1.62:1 gear reduction for fast, efficient cutting
- Two-stage air filtration system increases cleaning capability and allows for longer maintenance intervals
- Overmolded front and rear hand grips for extreme comfort

Engine (cc)	30.5
Weight (lbs.)	13.7
Shaft Length (in.).....	59
Fuel Capacity (fl. oz.).....	24
Cutting Head:	Speed-Feed® 500
Cutting Swath (in.).....	20



SRM-3020T

Straight Shaft Trimmer



The high-torque SRM-3020T straight-shaft string trimmer comes with a Speed-Feed® 500 cutting head, ergonomic design and easy, reliable starting inspires confidence and increases productivity.

- 2:1 high-torque gear ratio to power through tough overgrown grass and weeds
- Two-stage air filtration system increases cleaning capability and allows for longer maintenance intervals
- Overmolded front and rear hand grips for extreme comfort

Engine (cc)	30.5
Weight (lbs.)	13.9
Shaft Length (in.).....	59
Fuel Capacity (fl. oz.).....	24
Cutting Head:	Speed-Feed® 500
Cutting Swath (in.).....	20

SRM-410X

Straight Shaft Trimmer



The most powerful model from the brand synonymous with professional-grade power. The ECHO SRM-410X straight-shaft string trimmer levels tough, overgrown weeds and grass with power to spare.

- Solid steel drive shaft for smooth acceleration and lightweight
- Pleated paper air filter for use in harsh conditions
- Equipped for use with a blade (blade sold separately)
- 2-in-1 shield

Engine (cc)	42.7
Weight (lbs.)	18.4
Shaft Length (in.).....	60.2
Fuel Capacity (fl. oz.).....	32.1
Cutting Head:	Speed-Feed® 500
Cutting Swath (in.).....	20



TRIMMER ACCESSORIES

Edger Attachment

Fits SRM-266, SRM-2620/T, and BRD-2620.

Part #: 99944230001



RED ARMOR® OIL

2-stroke semi-synthetic engine oil formulated with powerful detergents and antioxidants to clean existing deposits, protect against future carbon build-up and promote longer engine life.

Part #: 6550000	2.6 fl. oz. tray	48 loose	1 gallon mix
Part #: 6550001	2.6 fl. oz.	(8) 6 pks.	1 gallon mix
Part #: 6550002	5.2 fl. oz.	(8) 6 pks.	2 gallon mix
Part #: 6550025	6.4 fl. oz.	(8) 6 pks.	2.5 gallon mix
Part #: 6550005	12.8 fl. oz.	12 per case	5 gallon mix
Part #: 6550006	16 fl. oz.	12 per case	6 gallon mix
Part #: 6550050	1 gallon	4 per case	50 gallon mix
Part #: 6550250	5 gallons	1 pail	250 gallon mix
Part #: 6552750	55 gallons	1 drum	2,750 gallon mix

